



Junior Member Handbook

Maintained by Secretary JASC Sawtell JASC Bylaws

Section 1 - Introduction to Sawtell Nippers

Section 2 - Induction Brief for New Parents & Nippers

Section 3 - Contacts

Section 4 - Carnivals and Competition

Section 5 - Boards and Equipment

Section 6 - Parents

Section 7 - Members Code of Conduct

Section 1

Introduction to Sawtell Nippers

What is/are Nippers?

Nippers are *kids* who are members of a surf club's junior life saving program - in this case, the *Sawtell Surf Life Saving Club*. But Nippers also refers to the *organisation* that runs the program. You can say that your kids *become* nippers when they join and that they are *part* of Nippers as well.

The Aim of Nippers

...from the Surf Life Saving (SLS) Australia website.

"Nippers is about learning, confidence and having fun in a safe beach environment. For Nippers, the beach is the classroom. They gain confidence by passing the 'tests' of swimming, body boarding, beach sprints, dolphin-diving, spotting a rip, having fun with new friends and discovering things about themselves."

The beach is an integral part of life for millions of Australians and is a potentially very dangerous place to visit, so Nippers is a wonderful way to slowly develop the knowledge and skills to use it wisely. For some kids, Nippers is just a bit of beach fun on a Sunday morning. For others, its about learning skills. And for others still, its about being efficient and competitive in surf action. *Sawtell Nippers tries to cater for all these kids, but the underlying theme is surf-safety.*

Nippers is *not* a place to learn to swim! However, swim proficiency is *vital* & must be addressed outside of Nippers.

Membership

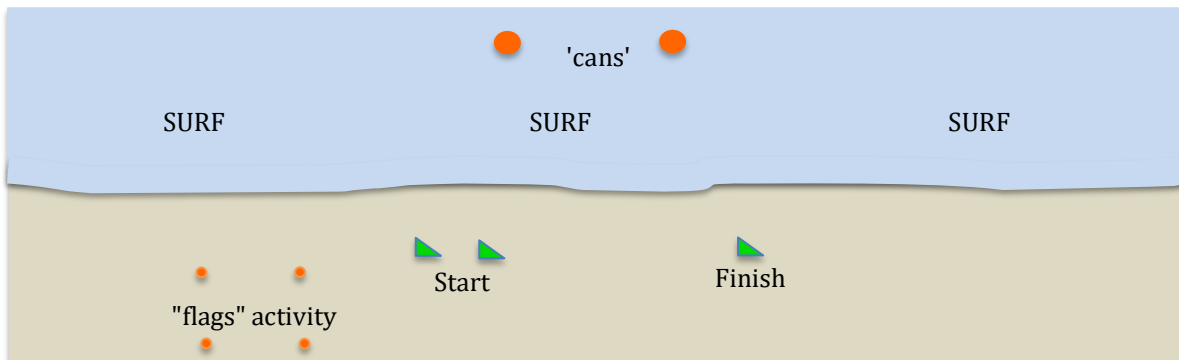
To participate as a Nipper, your child must be a member of the Club. In addition, because **we require at least one parent to accompany their child at all activities**, that parent, (the 'parent helper'), must also be a member (Patrolling, General, etc). This is partly for insurance and safety reasons, but also so that we get a commitment of assistance from that child's family.

The Clubhouse

As a Nipper and a nipper parent, the Sawtell SLS clubhouse is *your* clubhouse too, however the use of the building is controlled and access is on a needs-basis. Please use discretion and common-sense.

The Beach and the Activities

This is where the Nippers spend the *bulk* of their time, because this is usually what Nippers is all about - the beach! The Nippers will run, swim, surf and play at the beach at Sawtell, but may also visit other beaches for training (Jetty) or carnivals. When you first visit the beach with Nippers, you might notice various buoys in the water and flags in the sand. These are setup by Nippers staff and parent-helpers before Nippers commences on the day. A typical arrangement might look like this:



These markers are placed for the more senior nippers as: start; finish; and turn-around points, for swims, board-paddles and beach-runs. Junior nippers are confined to shallow water only. Activities include, but are not limited to:

- **For older Nippers: a swim or board-paddle around the cans; a beach run; flags; a surf assessment (looking at wind, tide, drift, rips, etc); a mock rescue; a first aid workshop.**
- **For younger Nippers - shallow-water activities, beach games, sprints, flags.**

Extra Training

When resources permit, Nippers volunteer coaches provide 'board-training' sessions for Nippers in the age groups U8s to U14s (Wed 4PM and Sat 8.30AM at The Jetty). Board Training is a great way to improve skills, cool off in summer heat and stay fit.

Competition

A common question from Nippers and parents is, *"Is nippers about surf safety or is it about racing - my child does not enjoy the competition but does enjoy learning to be a life Saver?"* At Sawtell Nippers, we try to cater for both. Competition is not necessary for creating a surf-lifesaver, but some enjoy it and it's one way of honing skills, providing some excitement and building team spirit.



The Coloured Cap and Rashie

When your child joins Nippers, they'll need to obtain a coloured cap (corresponding to their age group) and a pink hi-vis rashie. This cap colour will stay with them year after year (except for U6 & U14 groups). Whenever your child is participating in Nippers activities, he/she MUST wear this cap and rashie to allow organisers to see that your child is participating. It's a strict safety requirement, but it also helps us when organising activities. When participating in *Competition* however, a black and white competition cap is worn.

Roles and Positions

Apart from the usual *management committee** roles that are typical of volunteer organisations, there are many others:

Age Managers. Each age group has their own Age Manager/s. The Age Manager/s are responsible for: the general well-being of their group; monitoring the confidence and skill-levels of the Nippers in their group; coordinating activities; and ensuring their nippers are always safe. They are also a mentor for the group - a team leader - a person who assists their nippers to challenge themselves safely in a turbulent environment. AM's should *ideally* hold Bronze Medallion certification.

Water Safety Personnel. When the kids go out in the water, you'll notice various members in orange rashies with them. These are Water Safety Personnel (must have Bronze Medallion or SRC) who are there to help and encourage individuals if they need it.

Beach Superintendent. The Beach Super' is the overall coordinator of activities, safety, etc. They determine 'what happens and where, in consideration of the beach conditions. They also monitor and supervise activities in collaboration with Surf Patrol and IRB personnel, maintaining contact by radio at all times.

Parent Helpers. Setting up and running activities requires manpower. And because we don't have an army of volunteers or paid staff, we always need help from parent helpers. So, the parent in your family who has also signed up as a member, is required to accompany their child/children at activities and to offer assistance to the Age Manager and/or Beach Super'. ***Parents will also be expected to help with beach-setup on a roster basis by Age Group.***

IRB and Crew. Active in the water, ready and watching for your child's safety.

***Management Committee.** Sawtell Nippers in run by a sub-committee of the Club, called the *Junior Activities Sub Committee* (JASC).

Parents are always needed for roles in Nippers – as officials, water safety, etc – Please help!

Awards

Throughout the season, Age Managers will also monitor your child for allocation of award points. There are several awards in each age group - a little something for the effort they've put in over the Summer. Awards may reflect their competitive performance or sportsmanship and are presented at the end of the season at a fun social gathering.

The Sunday Morning Routine

0845 - Muster.

- Nippers must be lined up behind their flag (same colour as cap) with their Age Manager/s.
- Parent Helpers must be present.
- Nippers/parents must ensure that name is marked off on roll.
- This is one of few opportunities for us to talk with you about safety, activities, news, carnivals, etc. Please listen carefully.

0900 - Commence activities with Age Managers.

- Nippers & parents are not to leave the beach without first advising the Age Manager/s.

1045 - End of Activities:

- Return to Clubhouse, Debrief.
- Kids must be signed off (handed over to parent) by Age Manager. Ensure you are with your child for sign-off!

Be Informed.

Throughout your involvement with Nippers, you'll need to be able to receive messages regarding timetables, venues and last-minute cancellations.

- **Download the mobile app - 'Team App' (for up-to-the-minute advice on changes)**
- **Read emails from 'Surfguard' (SLSA's internal communication system)**
- **Checkout our Facebook page**
- **Some Age Managers use WhatsApp for their particular age group**



Refer to **the Sawtell SLSC website** (swatellsurfclub.com.au), where you'll find contact details.

All our workers are **volunteers** – please show them patience and respect.



Section 2

Induction Brief for Nipper Parents

To ensure that parents are informed of how Nippers operates and the requirements of membership, **parents must complete an Induction to Sawtell Nippers.** New members will need to comply with the following:

1. **Read and understand this *Junior Member Handbook (JMh)*** - see our website.
2. **Be familiar with the Clubhouse and environs** (layout & usage of the Sawtell SLSC building & operating areas).
3. **The Club Management Structure.** The '*Club*' refers to the Sawtell Club as a whole. The '*JASC*' refers to the Junior Activities *Sub-Committee* of the 'Club', which directly runs the Nippers program.
4. **Comply with Rules and Regulations.** Under the auspices of the Club, the North Coast Branch, SLSNSW and SLS Australia. For more info', please explore their respective websites.
5. **The JASC member positions.** Executive: Chairperson, Vice Chairperson, Secretary, Treasurer, Registrar, Beach Superintendent, Non-executive: Publicity Officer, Sponsorship Coordinator, Gear & Maintenance Officer, Water Safety Coordinator. These 10 Members are the only attendees who have voting rights at a general meeting. Quorum = 5 for GMs.
6. **The JASC Support Positions.** In addition to the 10 committee positions, the JASC has created Support positions. These are: Competition Manager, Social Coordinator, Awards Coordinator, and Clothing Coordinator.
7. **The role of Age Managers.** Age Managers are *not* members of the JASC however, as vital members of the program they are always encouraged to attend meetings, as meeting discussions often relate to what happens on the beach! Age Managers also have their own set of guidelines/responsibilities laid down by SLSA.
8. **The clothing requirements:** mandatory coloured cap and rashie, with black swimwear (and competition rashie if applicable).
9. **The Nipper Awards.** Club Champion, Age Champion, Age Manager Award, Sabrina Tisdell Award. The Registrar records accrued points.
The points for Age Championships for the end of year tally are based on: a weekly minimum of 50% attendance at season events, Age Championships, Branch carnival participation and placement, Country participation and placement, and State participation and placement. One point is allocated for each individual event participated in at Branch, Country and State. Points are not awarded for team events.

Branch Carnival Points – per individual event					
1 st – 7 points	2 nd – 6 points	3 rd – 5 points	4 th – 4 points	5 th – 3 points	6 th – 2 points
Country Carnival Points – per individual event					
1 st – 14 points	2 nd – 12 points	3 rd – 10 points	4 th – 8 points	5 th – 6 points	6 th – 4 points
NSW State Championship Points – per individual event					
1 st – 21 points	2 nd – 18 points	3 rd – 15 points	4 th – 12 points	5 th – 9 points	6 th – 6 points
Club Championship Points – per individual event					
1 st – 7 points	2 nd – 6 points	3 rd – 5 points	4 th – 4 points	5 th – 3 points	6 th – 2 points

10. **The Child Protection Requirements.** Working With Children Checks are required for: JASC Chairperson, Age Manager/s, Age Manager Asst, Water Safety personnel, Sport Coaches for under 18-only squads/teams.
11. **Sign the Member Protection Declaration (MPD).** Relates to responsibilities in regard to criminal charges, anti-doping violations and any other matters which could constitute risk to members, employees, volunteers, athletes or reputation. All new adult members (and any adult members renewing membership after a season's absence) are required to sign the SLSNSW MPD as part of membership.
12. **Adhere to the Member Code of Conduct.** In the interest of dealing proactively and constructively with any potential conflict involving members (including Nippers, spectators, etc), the Club has a *Code of Conduct*). Mutual respect, maturity, professionalism, common decency and best practice is the general theme.
13. **Be aware of the risks and hazards associated with beach and surf.** Surf-based activities always carry an element of hazard and risk. Before Nippers engage in activities each session, Sawtell SLSC, performs an assessment on surf and beach conditions to mitigate against risk and determine precautionary safety measures. However, such hazards can never be eliminated altogether. Parents should be aware of the hazardous nature of the surf before allow their child to participate.
14. **Stay Informed.** Sawtell SLSC will occasionally need to contact you to advise of events, timing changes, opportunities, meetings, etc. Primarily, we use *Surfguard to contact you by email* and *TeamApp* to contact you via a Mobile app. To receive **TeamApp** messages, you'll need to download '**TeamApp**' onto your smart-phone then search for Sawtell Surf Club.
15. **The policy on Photography of Children.** In order to promote and report on the activities of Sawtell SLSC, the Club likes to be able to use various photographs of the nipper activities for promotional material (newsletters, flyers, newspaper articles, the Club's Facebook page and the Club's website gallery). These photographs are usually taken by our members themselves or from a delegated Club photographer. As your child may feature in these photographs and in recognition of SLSA Policy 6.21, the Club



needs your consent to use images of your child. **Please indicate whether or not you give this consent.**
Yes, I consent / No, I do not consent.

My children's names are:

16. **Help out!** The Nippers program needs certain things from you as a parent.

- We expect you to accompany your child during all Nipper activities. If you have more than one child at Nippers, then let the Age Managers know *which* child you will be with.
- We expect you to assist your child's Age Manager if called upon.
- We expect you and your child to cooperate with other members, especially the Age Manager.
- Age Managers are not expected to deal with unruly behaviour from your child.
- We expect Nippers to care-for and carry their own equipment (where possible), and to follow the instructions of the Age Manager from sign-on to sign-off.
- **In addition to the items listed above we ask that you tell us how you might be able to contribute to the running of nippers. Please select one or more of the following:**
admin..... social support..... Age Management..... water safety..... setup/packup..... other.

17. **Sign this Induction:**

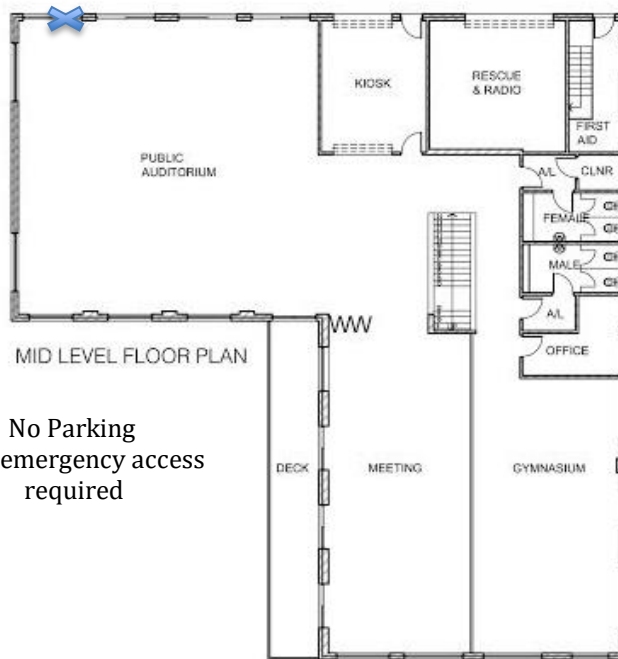
I agree to meet my obligations as a Nipper parent.

Signed


Date

Familiarisation Map of Sawtell Surf Club

Nippers Notice Board



No Parking
24hr emergency access
required





Section 3
Contacts

The Club via its committee provides various functions for its members and for the wider community:

- **Lifesavers for Sawtell Beach patrols**
- **A Nippers Program**
- **Coaching ('board-training') for Nippers**
- **IRB crews and services**
- **Training for bronze medallion, IRB, Rescue, First Aid, etc**
- **A first aid station**
- **Boards, rescue equipment, radios, etc**
- **24hr callout rescue service**
- **A Clubhouse**
- **Surf carnival support**

The Nippers program is only one part of Club operations and is run by a separate *sub*-committee of the Club known as the Junior Activities Sub Committee - JASC. **The JASC** consists of the following member positions:

- **Chairperson**
- **Vice Chairperson**
- **Secretary**
- **Treasurer**
- **Registrar**
- **Beach Superintendent**
- **Water Safety Supervisor**
- **Gear & Maintenance Officer**
- **Publicity Officer**
- **Sponsorship Coordinator**

In addition to the official positions on the JASC, we've created other support positions to help run the Club

- **Competition Manager**
- **Social Support Member**
- **Awards Support Member**

Please feel free to contact any of these members for information. However:

- **for membership enquiries**, best contact the *JASC Registrar* - jasc.registrar@sawtellsurfclub.com.au



Section 4

Carnivals & Competition

1. Introduction. Nippers become eligible to participate at surf carnivals starting from the U8 age group. Sawtell SLSC encourages all eligible nippers to participate in carnivals. Carnivals are wonderful opportunities for nippers to socialise, push themselves a little and become a part of the overall surf-sport spectacle. Carnivals involve both individual and team events in several disciplines. Team events especially, provide Nippers with opportunities to work together, practice sportsmanship, share the highs and lows of competition and foster a spirit of camaraderie.

Parents are requested and encouraged to assist all the members of their Club and especially the Club's setup and pack-up operations. Many hands make light work.

2. List of Carnivals. Sawtell Surf Life Saving Club is affiliated with the *North Coast Branch* of the Surf Lifesaving Australia Movement. The Branch includes, Wooli, Minnie Water, Red Rock, Woolgoolga, Coffs Harbour, Sawtell, North Beach, Urunga and Nambucca Heads.

- Annual Club Championships (2 rounds) are held at Sawtell - typically December and February.
- Two Branch carnivals are held each season (Jetty and Woolgoolga). Competition points from these carnivals count toward selection for the Interbranch Carnival.
- The annual Branch Championships are held at a local Club (rotating venue) - usually late January.
- The annual Interbranch Carnival is typically held early-mid December.
- The annual NSW Country Championships carnival is typically held early February
- The annual State Championships are typically held around early March.
- The annual Australian Championships ('Aussies') are typically held at the end of March for U14's and over

3. Entry Fees. The Club will generally cover the cost of fees for all North Coast Branch Carnivals and NSW Interbranch. Parents are responsible for NSW Country & NSW State Championships and Australian Championships ("Aussies"). *But there are conditions attached.* Please refer to the *Club's* policy document or the **Competition Manager**.

4. Eligibility for Competition generally.

- potential competitors and their parent/guardian must be financial members of the Club.
- potential competitors must have successfully completed their *Preliminary Evaluation* and *Competition Evaluation* swims (pool and ocean proficiency swims) - even if only participating in sand events.

5. Selection for Teams and Events.

- If a competitor nominates and is subsequently selected for an event, there is an expectation of adhering to that commitment. Late withdrawals present extra work for Age Managers and Competition Managers.
- Team Selection is based on collaboration between the Competition Manager, Coaches and Age Managers (except for Jetty Carnival where Team events are not normally run. If run, the Age Manager may select alone on the day).
- Performance is the main criterion; however, commitment, attitude, consistency in training and injury are also considered.
- In most situations, the Age Manager will also be a parent of one of the potential Team members. As Age Managers cannot be removed from this selection process, they must ensure impartial objectivity is required to avoid any conflict of interest and should advise the JASC Chairman of their selection.
- A higher-performing nipper from a lower age group *may* be selected for a higher age-group team, however, not at the expense of a willing nipper in that higher age-group. *i.e. Age-group has priority over performance.*

Parents wanting to register complaint over Team Selection are NOT to approach Age Managers, other parents or competitors, however, parents may approach the JASC Chairman or Club President.

6. Responsibility.

- The *Competition Manager* has overall responsibility for the Club's representation at a carnival.
- The *Age Manager* has overall responsibility for their group. Jobs include: ensuring competitors have registered; rollcall; organising teams; warm-up; checking-off competitors at an event; being available during and after an event should assistance be required.
- The *competitor* is responsible for their own behaviour, sportsmanship, care of equipment, professionalism, representation of Sawtell SLSC, getting to events on time.



7. Before the Carnival.

- Prepare all equipment and clothing etc. (see checklist).
- Board paddlers must ensure their board has been scrutineered and has a scrutineer sticker on it *before* participation. Competitor's using Club-owned boards are reminded of their duty of care for that board.

8. On Arrival at the Carnival.

- Competitors should arrive no later than 30 minutes prior to the start of marshalling for the first event. Failure to arrive on time may result in a child being unable to complete for the day.
- All Nippers should check in with their Age Manager and thereafter *keep* in contact with the Age Manager. When an event is called, the Age Manager will advise the relevant nippers and arrange for them to proceed to the marshalling area. Parents should also maintain contact with the Age Manager.

9. During the Carnival.

- Wear the *competition-approved* high-vis pink vest and the Club's competition cap (Black & White) at all times when competing.
- Make good use of time! Due to factors beyond the Club's control, carnival organisation can sometimes result in a burst of successive events in a short space of time followed by periods of stagnancy. We encourage all carnival-goers to make the best of these situations, by socialising and recuperating in the slow times and communicating and assisting in the busy times. This is all part of the experience!
- Competition areas are out of bounds to those not directly nominated as officials for that area. A Club, competitor or Team may be disqualified for any breach.
- Parent or guardian must be present at all times.
- Ensure adequate fluid intake, healthy high-energy food, shade, warm/cool clothing and regular application of sunscreen.
- At the conclusion of a race, nippers should remain at the finish line, wearing their club cap, until dismissed by officials.

10. At Completion of the Carnival.

- Parents are required to assist in the packing up of tents and equipment and ensure the club area is left clean.
- Parents and nippers need to ensure that their Age Manager has signed them off.

11. Code of Conduct.

- Parents, Age Managers and nippers are reminded of the Club's Code of Conduct and the broader theme of decency, good sportsmanship and Club representation.
- Parents wanting to register complaint over Team Selection are *NOT to approach Age Managers, other parents or competitors*, however, parents may approach the JASC Chairman or Club President.
- *All members are requested to read and understand the complete version of Sawtell SLSC Code of Conduct at the end of this handbook.*

12. Reserves/Substitutes. Occasionally at a carnival, a competitor may not be able to compete in an event due to circumstances beyond their control. In such cases the Age Manager may select a substitute. Also, if an athlete is not within the competition area when the event is being marshalled, the Age Manager or Competition Manager may immediately substitute the athlete for a reserve. However, if that team then qualifies for the next round, the Coach or Competition Manager may select the original competitor to compete in that round.

13. Protests. SLSA Surf Sports Manual stipulates SLSA policy which allows for *competitors and Team Managers* (Sawtell Competition Manager) to lodge protests *under certain conditions*. Protests must be lodged within five minutes of the conclusion of that event. If parents choose to lodge a protest, they must report to the Age Manager who will report to the Team Manager – **parents and Age Managers *must not* approach carnival officials unless accompanied by the Team Manager.** *Failure to do so may result in disqualification of the club.*

14. Competition Events.

- **Swim Race:** Competitors commence from the start line on the beach, swim around the buoys and return to finish between the designated flags.
- **Board Race:** U9 and U10 use foam boards, older ages use fibreglass boards. Competitors commence from the start line on the beach, paddle around the buoys and return to finish between the designated flags. The finish is judged on the chest of the competitor crossing the judging line on his/her feet whilst holding the board.
- **Iron person:** Competitors swim around the buoys, return to the beach, run around the flags, pick up their board on the start/change-over line and enter the water for the board section which follows the same route toward the finish line.

- **Wading Race:** (U8) Run through knee to waist high surf. The competitors may wade, dive and/or swim their way around the water section of the course.
- **Wade Relay:** Involves the same course as the Wading Race but with teams of 4 members. Each member completes the course and must tag the next competitor until all have completed the course.
- **Swim Teams:** Involves 4 members swimming the same course as the swim events. Each finishing member of the team is given a place number and the team with the lowest score is the winner.
- **Board Relay:** Follows the board course and involves teams of 3 competitors.
- **Cameron Relay:** (U11 to U14). Team consists of 4 competitors, a swimmer, 2 sprinters and a board paddler. Sequence is usually, swim-sprint-board-sprint.
- **Board Rescue:** For ages U11 to U14. Teams comprise of a patient and a rescuer. The patients shall swim to their allotted buoy and signify their arrival by touching the buoy with one hand and raising the other arm in a vertical position. The patient should then wait on the seaward side of the buoy. On receiving the signal the Rescuer paddles to the allotted buoy where the patient is then positioned on the front of the board. Competitors return to shore passing through the Rescue competition line, *both* in contact with the board.
- **Beach Sprint:** Competitors take up their positions on the instruction of the starter, followed by a whistle blast.
- **Beach Relay:** Teams consist of 4 members.
- **All Age Relay:** Teams consist of 7 members, each from a different age group (U8 to U14). Competitors run in order from youngest to oldest.
- **Beach Flags:** Batons are positioned in a line parallel to the start line, and will be approximately in the centre of the space between competitors. Competitors lie face down, with their toes on the start line, heels together, hands on top of each other with finger tips to wrist and their head up. Elbows must be extended forward so that the chest lies flat on the sand. No scooping of sand or digging in the feet is permitted. On the command "Heads Down" the competitors stretch their chins forward and place their chin on their hands and await the start. At the starter's whistle blast, the competitor shall get to his/her feet as quickly as possible and sprint to obtain a baton.
- **March Past:** The March Past event is one of the traditional events held at a Nippers carnival and other competition is stopped where necessary to allow members to participate. It is the ultimate team event with 12 members marching in unison. They are judged on such things as arm swing, leg action, body carriage and the team's ability to hold their formation throughout the march. This is an opportunity to demonstrate club pride and commitment to excellence.
- **Rescue & Resuscitation:** R&R is another surf lifesaving event with a proud tradition, the event simulates the rescue and resuscitation of a 'patient' and the teams are assessed on areas such as marching, uniformity and following correct resuscitation procedure. Two person R&R is for members from U10's to U14's. One **team** member is the 'patient' and the other performs the rescue. The competition is held on the water's edge and does not require swimming. Five person R&R is for the U12's to U14's. It is based on the traditional method of performing rescues with the reel, line and belt. The team members fill the role of patient, belt-man, reel-man, and linesman who simulate a rescue, carry the patient from the water and resuscitate them. The rescue is done in waist deep water only. Both events provide members with excellent resuscitation and teamwork skills.
- **The Buchanan Relay:** Mix of 4 x U/8s (wade & 3 runners), 1 x U/10 (swim), 1 x U/9 (board)



Nippers Carnival Checklist

- Club Cap
- Swim cap (if desired)
- Competition-approved* pink hi-vis rashie
- Shade Shirt (use during marshalling, etc for sun-protection)
- Broad-brimmed hat
- Towels
- Goggles
- Water Bottle/Drinks
- Snacks
- Bathers/Swimmers
- Warm Clothes
- Club Shirt - promote your Club - acknowledge the Team!!
- Labels on clothing, equipment if required.
- Wetsuit (if required)
- Sunscreen
- Beach Coat/Hoodie
- Raincoat, umbrella
- Bag/Carryall
- Board/wax
- Folding chair
- Beach umbrella



Section 5

Boards & Other Equipment

The following points have been gleaned from the Sawtell SLSC Bylaws, which is the overriding authority.

- Gear Steward is responsible for all gear and its maintenance.
- Rostered patrols have first priority on any craft and equipment.
- Members must take every care to maintain the good condition of Club equipment.
- Any damage of equipment while being used by a member, must be reported (ASAP) to the Gear and Maintenance Officer and/or the Competition Manager (if during training or competition) or the Club Captain.
- Members using Club craft (board, ski or other) for competition or competition training, are responsible for getting the craft to and from the water and for the condition of the craft while in their use.
- Members using craft or equipment for competition or competition training are to adhere to any conditions issued and amended by the Gear and Maintenance Officer and the Competition Manager; Club craft may have to be shared with other Sawtell Nipper competitors.
- All members using the gym need to complete an induction to the gym so they are aware of any conditions regarding the use of the gym that may be issued and amended by the Committee from time to time. These conditions will be posted on the notice board in the gym.

Section 6

Parents

Nippers programs all over the country, operate entirely from volunteer help. And generally, the more YOU get involved, the more your child will enjoy nippers and the more rewarding it is for you.

Please note that at least one parent/guardian/carer of each nipper must be a 'Member' of Sawtell SLSC. And the Club values any and all contributions from parents.

Roles include:

- Committee Members.
- Age Managers and Assistant Age Managers.
- Water Safety Personnel (must hold SRC or Bronze Medallion).
- Beach Captain.
- IRB Crew and drivers.
- Board training coaches and assistant coaches.
- Equipment management.
- Set-up (8AM) and pack-up (~11AM) of beach equipment each Sunday.
- Education & training personnel.
- Fund raising coordinators, particularly the roster for Friday night Pub raffle.
- Carnival assistance (set up, pickup).
- Carnival official (training provided).
- Social committee (carnival BBQs, social events, presentations etc).

Water Safety Personnel (WSP) are always needed!

Interested parents are encouraged to obtain their Bronze Medallion and become Water Safety Personnel. As Nipper activities cannot be conducted without the requisite number of WSP (set by SLSA), it is essential that *as many parents as possible* obtain their Bronze Medallion to be able to assist. If we do not have the required number of WSP, an activity cannot be conducted.

Further information about the Bronze Medallion course can be obtained from the Club's Training Officer. Many parents have completed their Bronze, and in doing so, enjoy the learning experience and attain a greater understanding of surf life saving.

Carnival Officials are always needed!

At carnivals, each club is required to provide a minimum number of water safety and carnival officials. A 'Carnival Officials' course is also available for interested parents

Important Reminder!

A parent or guardian MUST be at the beach with your child at all times during junior activities.

Section 7

Sawtell SLSC Members Code of Conduct

1. Respect the rights, dignity and worth of others.
2. Be fair, equitable, considerate and honest in all dealings with others.
3. Be professional in, and accept responsibility for, actions.
4. Be aware of, and maintain an uncompromising adherence to all SLSA standards, rules, regulations and policies.
5. Use Club facilities and equipment for their proper purposes, taking care to maintain such facilities and equipment correctly.
6. Refrain from any action that may abuse, harass or intimidate others.
7. Preserve and protect the standing and reputation of SLSA.
8. Understand the consequences of any breach of SLSA's Member Protection Policy or Codes of Conduct.

Spectators.

1. Children play sports for fun. Children do not play for the entertainment of spectators, nor are they miniature professionals.
2. Applaud good performances, and the efforts of your child, and his/her opponents. Congratulate *both* on their performances, regardless of the outcome.
3. Respect the official's decision. If there is a disagreement, follow the appropriate procedures in order to appeal such decision. Teach the children to do likewise.
4. Never ridicule or scold a child for making a mistake during competition. Positive comments are motivational.
5. Condemn the use of violence in any form, be it from spectators, officials or participants.
6. Encourage competitors to compete according to the rules and officials decision.
7. Demonstrate appropriate social behavior by not using bad language, harassing competitors, Age Managers or officials.
8. Relax and enjoy yourself.

Competitors.

1. Compete for fun and not just to please parents or Age Managers.
2. Always play by the rules.
3. Never argue with an official. If you disagree, ask your Age Manager to approach officials in the proper manner.
4. Control your temper. Verbal abuse of officials or other competitors, deliberately fouling or provoking others, is not acceptable, nor permitted in any sport.
5. Work equally hard for yourself and for your team.
6. Be a good sport. Cheer ALL competitors.
7. Treat all competitors as you would like to be treated.
8. Do not interfere with, bully or take advantage of another competitor.
9. Cooperate with your Age Manager, team mates and opponents. Without them there is no competition.
10. ENJOY YOURSELF!

Parents.

1. If children are interested, encourage them to play. If they are not willing, do not force them.
2. Focus on the child's efforts and performance rather than the overall outcome of an event. Help the child set realistic goals related to their ability, rather than focus on the emphasis on winning.
3. Teach them that an honest effort is just as important as victory so that each result can be accepted without undue disappointment.
4. Encourage children to play according to the rules.
5. Remember children learn best by example. Applaud good performances by all.
6. Support efforts to remove verbal and physical abuse from sport.
7. Recognise the value and importance of helping out and becoming involved. Even the smallest amount of help will be appreciated.
8. *Parents are NOT to approach the Age Manager, other parents or competitors in regard to team selection, however, parents may contact the Competition Manager or the JASC Chairman.*