

How to access skills maintenance

To access the online skills maintenance for the 2018/19 season, simply follow the steps below:

1. To start the skills maintenance, you will need to have a Members Portal account (Go to portal.sls.com.au to login or set up an account).
2. Once logged in, select the 'Memberships' tab panel.
3. Then select 'Courses' from the tab panel.
4. Click on the 'Login to eLearning' button to proceed to the eLearning platform.

SLSA eLearning

Surf Life Saving Australia (SLSA) has a number of online courses available to support members in completing their SLSA awards in a more flexible manner. Currently online courses are available in the following streams: Aquatic Search and Rescue, Emergency Care, Beach Management and Powercraft. There are also Safety and Wellbeing, Skills Maintenance and Age Managers options available to be completed online.

The online courses available typically cover the theory components and are designed in many cases to be completed in conjunction with a course Learner Guide which you can access from the SLSA Members Area Library. In most cases you will also participate in practical training activities and assessments organised by your surf lifesaving club or SLS state/territory centre to achieve competency in the SLSA award.

An online version of the SLSA eLearning User Guide can be found within the [SLSA IT Helpdesk Online Help Library](#).


If the below state/territory information is incorrect, please contact your [surf life saving club](#) before clicking the below login button to log into the eLearning system.

Our records show that you will be studying in state: **NSW**. If this is incorrect, please contact your organisation of membership.

Login to eLearning

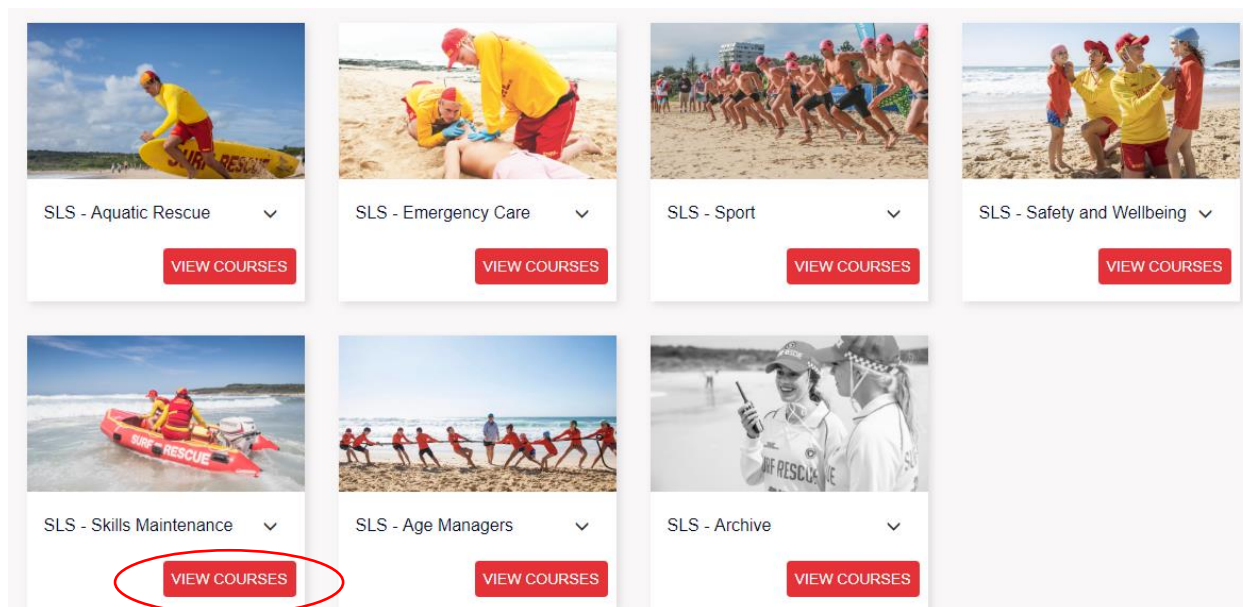
SLSA Age Managers | Learner Guide v4.1 November 2017 Page 5 of 51

5. Click on the 'Training Library' tab panel.



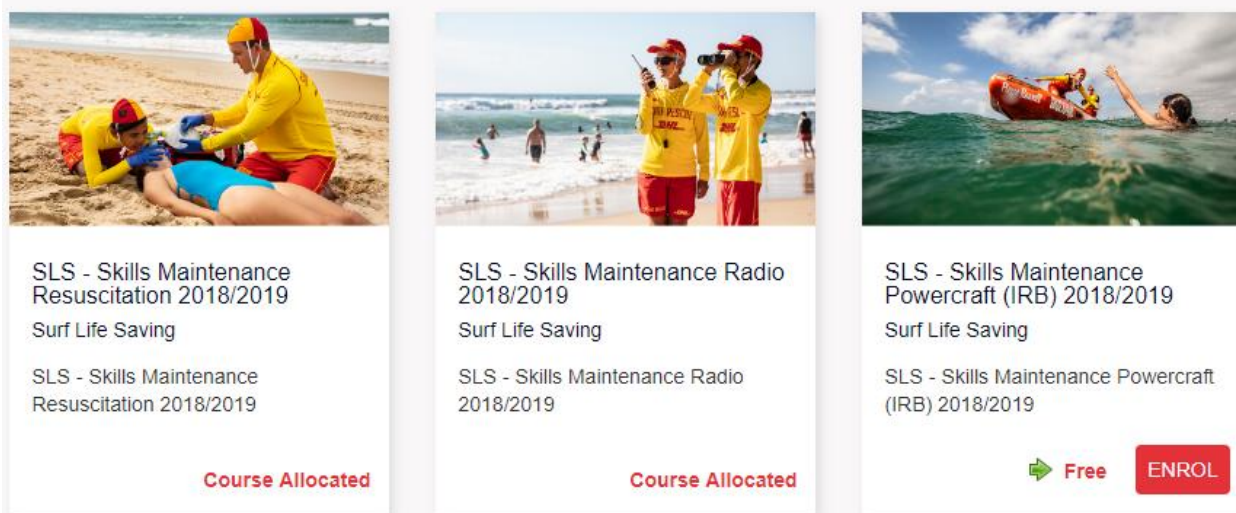
Welcome Andrew

6. Select the 'SLS—Skills Maintenance View Course' option.



8. Select which ever skills maintenance you require by Click on the 'Enrol' button. If the course (skills) has already been allocated go to step 10.

Courses in SLS - Skills Maintenance



9. Click on the 'Process Payment' button for this free course (\$0.00).

10. Click 'Go to Training' button. You will be directed to your 'My Training' tab panel.

11. Select the skills maintenance for 2018/19 from your 'My Training' list to begin.

12. Follow course instructions.

13. Once you have completed your skills maintenance, an automatic dissemination is sent to the chief training officer at your club. There is no need to print out any certificates.