



SURF LIFE SAVING
NEW SOUTH WALES



Sawtell SLSC

2016 Patrol Operations Manual

1	Communication	3
1.1	Surf Life Saving & Emergency Services	3
1.2	Club Callout Team	4
1.3	Club Radio Procedures	5
2	Hazard/Risk Management	6
2.1	Hazard/Risk Map	6
2.2	Hazard/Risk Management Plan	7
2.3	Northern Emergency Response Area	8
2.4	Southern Emergency Response Area	8
3	Beach Management	9
3.1	Minimum Patrol Requirements	9
3.1.1	Personnel	9
3.1.2	Equipment	9
3.2	Patrol Types	10
3.2.1	Base Patrol	10
3.2.2	Satellite Patrol	11
3.2.3	Outpost Patrol	11
3.2.4	Beach Closed Patrol	11
3.3	Daily Patrol Procedures	12
3.3.1	Start of patrol	12
3.3.2	End of patrol	12
3.3.3	Equipment Location	12
3.4	Nippers/Water Safety	13
3.5	Club Rules	13
4	Emergency Operations Plans	14
4.1	Emergency Beach Closure	14
4.2	Emergency Beach Closure Procedure	14
4.3	Closure Periods	14
4.4	Tsunami Plan	15
4.4.1	Notification	15
4.4.2	Key Equipment	16
4.4.3	Marine Threat Response	16
4.4.4	Land Threat Response	16
4.5	Coastal Flooding Plan	17
4.5.1	Coastal Flooding Response	17
4.6	Emergency Rally Point	18
4.7	Helicopter Landing Zone	19
5	Patrol Roster	20
6	Patrol Teams	24

1 Communication

1.1 Surf Life Saving & Emergency Services

SurfCom		
Service	Phone	Email
State Operations Centre		
Branches covered;		
• Far North Coast		
• North Coast		
• Mid North Coast	02 9471 8092	soc@surflifesaving.com.au
• Lower North Coast		
• Hunter		
• Central Coast		
• Sydney		
SurfCom (Fisherman's Beach)		
Branches covered;		
• Sydney Northern Beaches	02 9982 5666	surfcom@surflifesaving.net.au
• Illawarra		
• South Coast		
• Far South Coast		

Emergency services such as Police, Ambulance, Fire, Helicopters, Roads and Maritime Services, Marine Rescue, National Parks and Wildlife Services and the NSW Department of Fisheries should be requested via SurfCom

Surrounding Surf Life Saving Assets			
Club/Service	Distance	Response Time (Water)	Response Time (Land)
Coffs Harbour SLSC	9km	15 min	20 min
Bellingen Valley North Beach SLSC	8km	15 min	20 min

Other Stakeholders			
Assure Programs (Counselling)	1800 808 374	NSW Poisons Info	131 126

1.2 Club Callout Team

Each Club should have an 'Emergency Callout Team' that can respond to incidents within the 'Emergency Response Area' as outlined in the Lifesaving Service Agreement. Members of the 'Emergency Callout Team' are to be appointed by the Club Captain and a list of active members maintained via SurfGuard.


To maximise emergency response effectiveness and personnel safety, clubs should maintain the following equipment/logistical preparedness;


- 2 x rescue tubes (with fins)
- 2 x rescue boards
- IRB (with trailer and full fuel bladder in an accessible location)
- ATV (if applicable)
- 1 x defibrillator
- 1 x oxy resuscitation kit
- 1 x first aid kit
- 1 x spinal board
- 2 x handheld radios in waterproof bags
- Personal telephone numbers contactable 24 hours with contacts (updated in SurfGuard)

Name	Primary Contact Number
Scott Rayson	0429 805 602
Steve Rayson	0429 025 845
Shane Golden	0417 662 786
Rob Lyons	0412 182 469
Shannon Wilson	0431 656 715
Kevin Clancy	0422 326 032
Mark Sherrin	0466 974 538

1.3 Club Radio Procedures

CLUB RADIO PROCEDURES





SIGNING ON/OFF WITH SURFCOM

SIGN-ON

SurfCom Contacts Clubs, Services (North to South)


- Beach Status (closed + reason for beach closure)
- Number of Bronze members
- IRB Status (Operational/Non Operational)

SIGN-OFF

SurfCom Contacts Clubs, Services (North to South)

- Extension of Patrol Hours: Notify SurfCom 15 minutes prior to scheduled finish time and advised finish time
- Number of Rescues (total for whole day)

Always contact SurfCom if your patrol status changes (IRB, ATV, Bronze Numbers below 3)



RADIO CHANNELS

Channel 1


- Emergency Working Channel (line of sight only)
Used during major incidents where Duty Officers, RWCs, Helicopters are involved.

Channel 2

- Patrol Channel (line of sight only)
Used for everyday internal patrol communications (e.g. IRB, roving patrol, ATV)

Channel 3

- Primary Repeater Channel
Used for all communications with SurfCom & other SLS assets/ clubs



CONTACT

State Operations Centre: 9471 8092
Covers – FNC, NC, MNC, LNC, HUN, CC, SYD, ILL

SurfCom Warringah: 9982 5959
Covers – SNB, SC, FSC

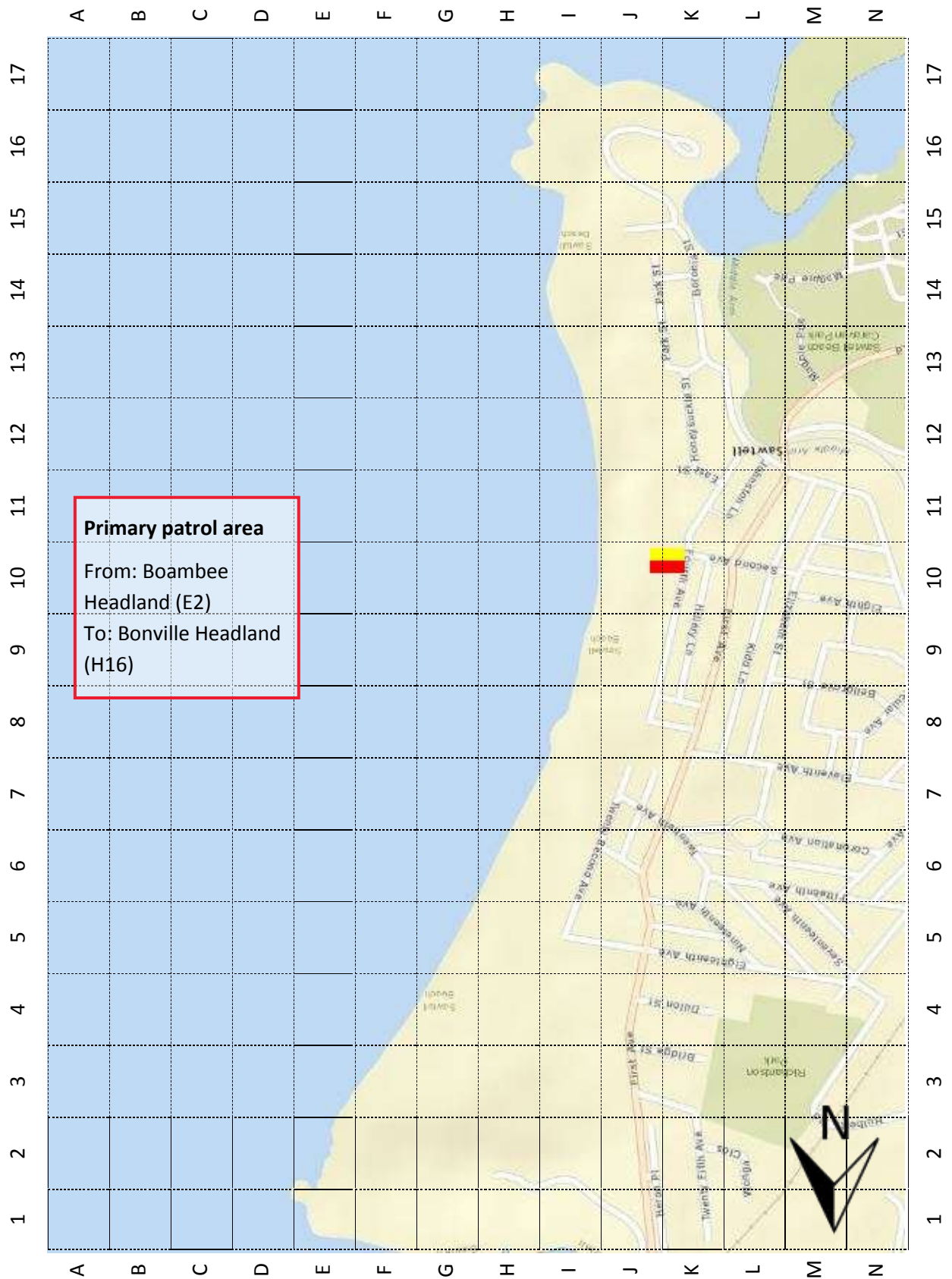
38

Patrol Operations Manual 2016 – To be reviewed 2017

Page | 5

2 Hazard/Risk Management

2.1 Hazard/Risk Map



2.2 Hazard/Risk Management Plan

Hazard/Risk	Location (Grid Ref)	Management Plan
Rip Currents & Holes Persons caught in rips <i>Particularly at unpatrolled parts of beach</i>	Numerous locations along beach Primary focus is I8 to I13	<ul style="list-style-type: none"> Identify rips - position flags appropriately Lifesaver at water's edge (flag duty) whenever people swimming Position safety signage in front of rips/key access ways Constant surveillance of flagged area Consistent surveillance of adjacent areas with binoculars Regular roving ATV patrols (Nth and Sth) Preventative actions as required <p>Equipment: ATV, Board, Tube, IRB, signage</p> <p>Response: IRB, Board, Tube rescues as required</p>
Heavy Shore Dump Spinal Injuries / Dislocations	Numerous locations along beach Primary focus is I8 to I13	<ul style="list-style-type: none"> 'Spinal' qualified lifesaver on every patrol Spinal Board in ATV Regularly drill spinal scenarios <p>Equipment: Spinal Board, ATV</p> <p>Response: Rescue and spinal injury treatment as required</p>
Kite Surfers Stranded offshore Tangled in surf zone Risk to swimmers in flags Risk to persons on beach (from kite)	Offshore from beach	<ul style="list-style-type: none"> Maintain surveillance of offshore waters (with binoculars) Maintain surveillance of adjacent surf zone Launch IRB and/or request RWC assistance to warn kite surfers to stay clear of flags Warn on-beach kite-surfers to avoid high use beach areas Evacuate water of swimmers/board riders should a kite become stuck in the surf zone (tangle hazard) <p>Equipment: IRB, Binoculars</p> <p>Response:</p> <ul style="list-style-type: none"> Launch IRB Approach from upwind (avoid ropes) Have kite-surfer discard any/all ropes/lines prior to approach
Kayakers /Boats Vessels and craft in distress offshore	Offshore from beach	<ul style="list-style-type: none"> Maintain surveillance of offshore waters (with binoculars) <p>Equipment: IRB, Binoculars</p> <p>Response: IRB</p>

Hazard/Risk	Location (Grid Ref)	Management Plan
Blue Bottles Injury to public (minor) Anaphylactic reaction to sting (serious)	Numerous locations along beach Primary focus is I8 to I13	<ul style="list-style-type: none"> Erect warning signage if significant numbers of blue bottles seen in the surf zone <p>Equipment: Ice, hot/warm showers, first aid kit, signage</p> <p>Response:</p> <ul style="list-style-type: none"> Provide access to hot showers for any persons stung (for children ensure parents accompany them) Provide ice to persons leaving beach if stung Assess history of allergic reactions to bee stings etc Assess any patients significantly stung and/or stung around the chest, neck, face/head <ul style="list-style-type: none"> Monitor breathing and level of consciousness Request ambulance support from SurfCom for any breathing difficulties / lowered level of consciousness, treat as required Ensure 'no-surfcraft' flags/signs erected <p>Equipment: IRB, loud hailer, whistle, signage</p> <p>Response:</p> <ul style="list-style-type: none"> Provide warning via loud-speaker to move away from flagged area Evacuate and move flagged area if necessary
Surfers in Flags Injury to swimmers	Flagged area Primarily is I8 to I13	<ul style="list-style-type: none"> Ensure 'no-surfcraft' flags/signs erected <p>Equipment: IRB, loud hailer, whistle, signage</p> <p>Response:</p> <ul style="list-style-type: none"> Provide warning via loud-speaker to move away from flagged area Evacuate and move flagged area if necessary

2.3 Northern Emergency Response Area

Area	Boambee Creek
Equipment	IRB and ATV
Response	
Response Time (water - IRB)	5-10 min
Response Time (land - ATV)	5-10 min drive to headland – no direct access to creek
Access (boat ramps etc)	N/A

2.4 Southern Emergency Response Area

Area	Bonville Creek
Equipment	IRB and ATV
Response	
Response Time (water - IRB)	5-10 min
Response Time (land - ATV)	5-10 min drive to Bonville Head – no direct access to creek
Access (boat ramps etc)	N/A

3 Beach Management

3.1 Minimum Patrol Requirements

3.1.1 Personnel

A patrol is to consist of a minimum of three (3) personnel, with the below qualifications held amongst the three (3) members;

- 3 x bronze medallion
- 1 x Advanced Resuscitation Techniques Certificate (AID)
- 1 x IRB driver
- 1 x IRB crew
- 1 x Basic Beach Management (held by Patrol Captain)

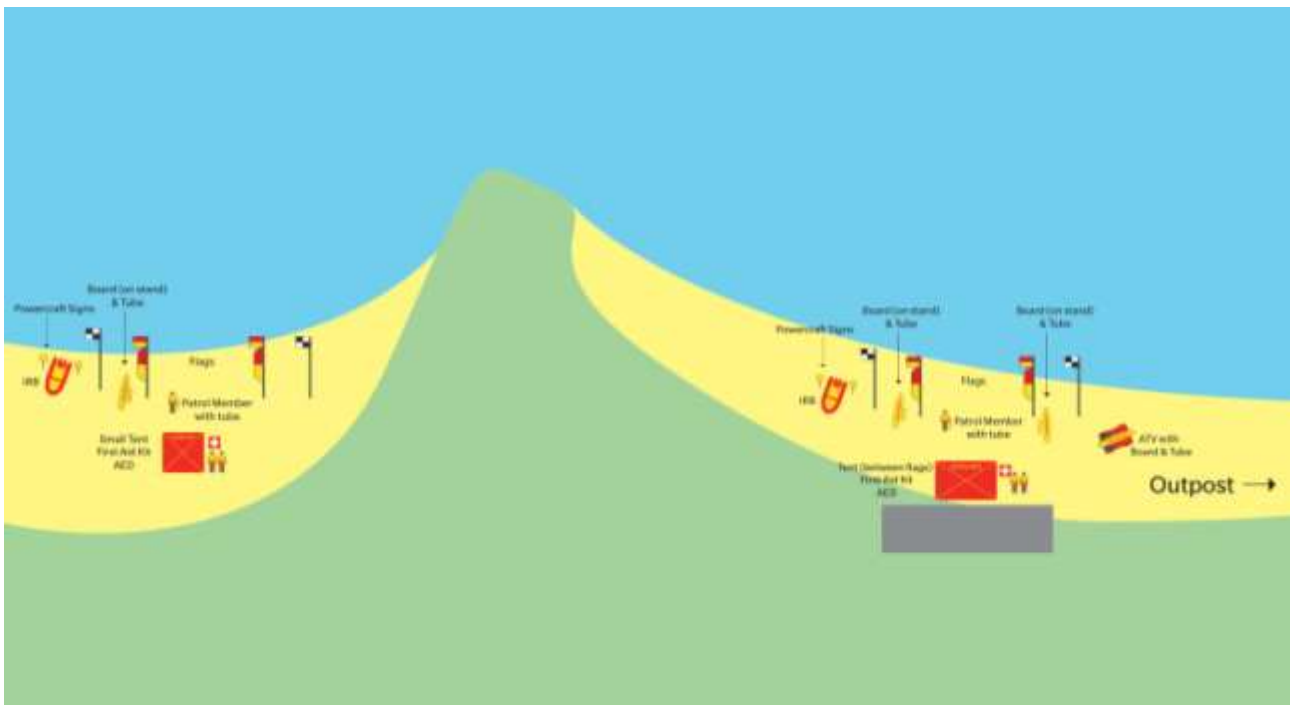
3.1.2 Equipment

A patrol is to set up their beach with items of equipment, as a minimum;

- IRB (with trailer)
- Rescue craft access signs (where an IRB/RWC is launched from)
- 3 x handheld radios in waterproof bags
- 2 x 'swimming not advised' (or 'beach closed') mobile signs
- Patrol information board
- ATV/vehicle (where applicable)
- Trailer or shade (tent)
- 2 x rescue boards
- 3 x rescue tubes
- 1 x defibrillator
- 1 x oxy resuscitation kit
- Shark major haemorrhage kit
- 1 x first aid kit
- 1 x spinal board (with spinal collars)
- 1 x binoculars
- Set of red and yellow feathered patrol flags
- Set of black and white chequered surfcraft boundary flags

3.2 Patrol Types

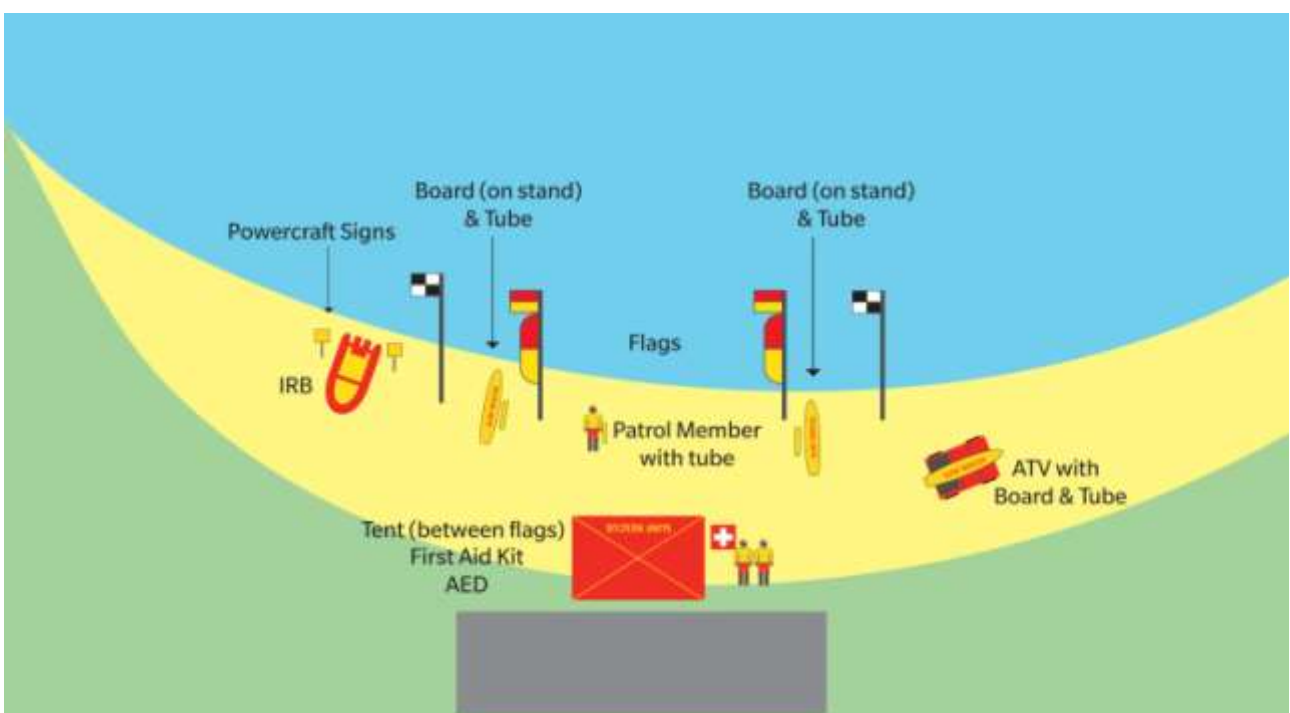
For detailed descriptions of the various patrol types that can be conducted, please refer to the Standard Operating Procedures, **LS4.3 Club Patrol Types**.



3.2.1 Base Patrol

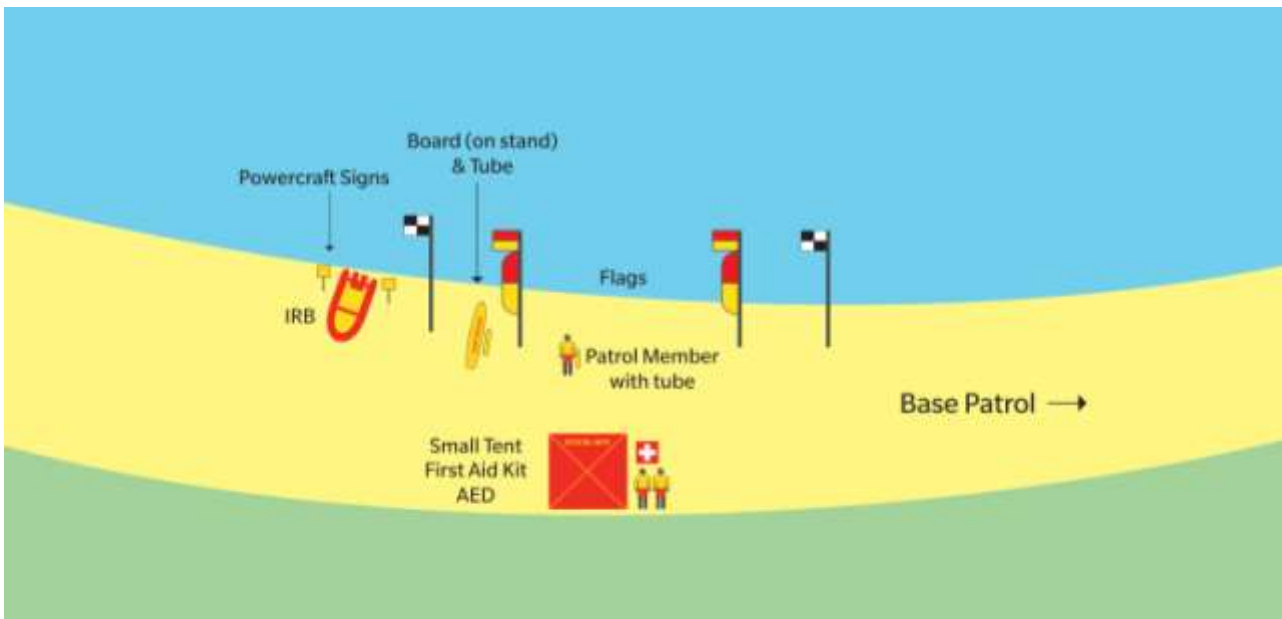
A Base Patrol is the core patrolled area for a lifesaving service established at all times and dates as identified in the Lifesaving Service Agreement. A Base Patrol must meet all minimums for personnel and equipment as stated below to be considered 'beach open'.

A Base Patrol may be supported by multiple Sub Patrols to effectively manage the beach operations as identified in the services Patrol Operations Manual.



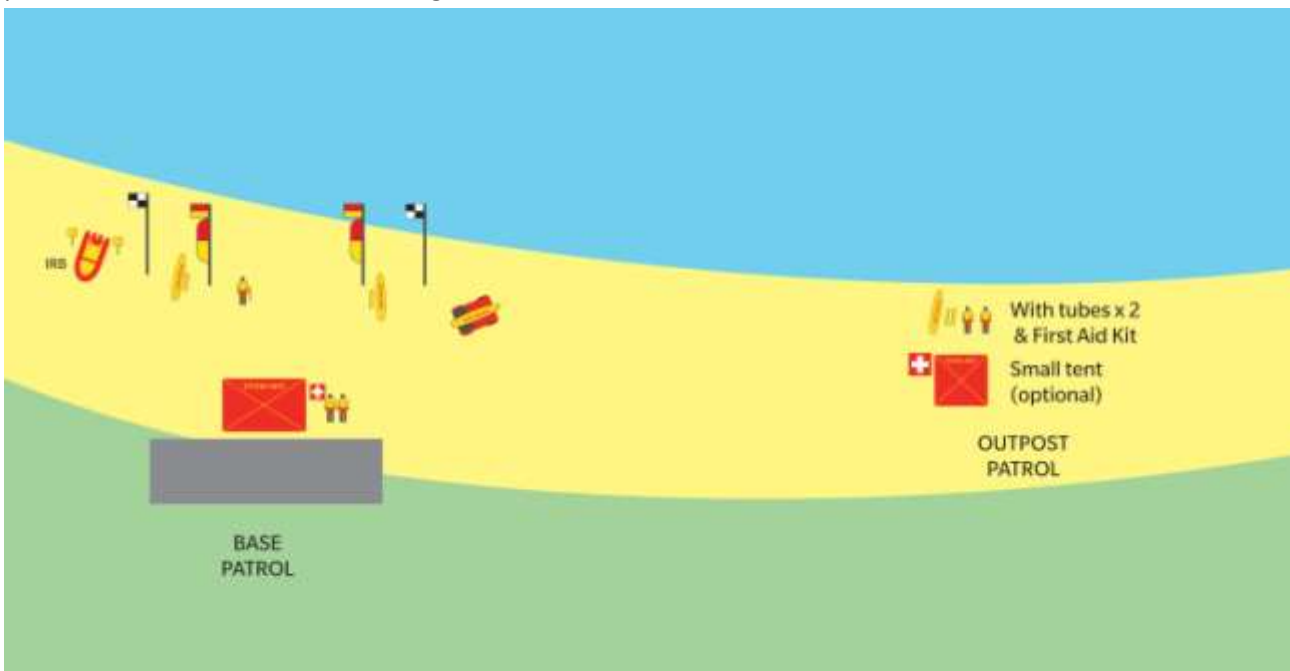
3.2.2 Satellite Patrol

A Satellite Patrol is a sub patrol type with patrol flags, and operates as an extension of the Base Patrol, as defined within the services' Patrol Operations Manual to provide surveillance at an area of high risk. A Satellite Patrol may operate almost independently of a Base Patrol due to similar minimum requirements.



3.2.3 Outpost Patrol

An Outpost Patrol is established at other areas of coastline. This sub patrol type has no patrol flags, and operates as an extension of the Base Patrol, as defined within the services' Patrol Operations Manual to provide surveillance at an area of high risk.



3.2.4 Beach Closed Patrol

A Beach Closed Patrol is Base Patrol with a closed swimming area. The swimming area may be closed for situations such as dangerous conditions or an emergency.

A Beach Closed Patrol includes all minimum personnel and all minimum equipment with the exception of patrol flags.

3.3 Daily Patrol Procedures

Add/remove items to the below lists as required.

3.3.1 Start of patrol

1. All members arrive at least 15min prior to start of patrol
2. Minimum standards assessed (numbers, qualifications, gear)
3. Equipment should be checked and positioned for patrol
4. Flagged area established
5. Patrol log completed
6. Patrol signed on with SurfCom
7. 'Patrol Briefing' conducted by Patrol Captain, discussing;
 - Uniform standards
 - Member roles/responsibilities
 - Rotation schedule/positioning
 - Radio use (channels/call-signs)
 - Expected weather/surf conditions
 - Expected hazards and management
 - Induction/introduction of any new members

3.3.2 End of patrol

1. Scanning/surveillance of beach maintain by at least one lifesaver during 'pack-up'
2. Rescue equipment (radio, tube, board, IRB) to remain at 'rescue ready' status during 'pack up'
3. Patrol log, Incident log and Powercraft log completed
4. Patrol signed off with SurfCom
5. All equipment cleaned and stored appropriately
6. Radio's placed on charge
7. Any supply requirements or equipment damage reported to relevant club officer
8. 'Patrol Debrief' conducted by Patrol Captain, discussing;
 - Rescues/incidents and key activities from the day
 - Any questions/concerns from patrol members
 - Upcoming events/opportunities
 - Training options
 - Next patrol date

3.3.3 Equipment Location

Item	Location
IRB	IRB Shed (1) and ground floor storage area(2)
Radios	First Aid Room
Patrol shade (trailer)	Ground floor storage area
Rescue boards	Ground floor storage area
Rescue tubes	Ground floor storage area
Defibrillator	First Aid Room, ATV and Ute
Oxy resuscitation kit	First Aid Room, ATV and Ute
First aid kit	First Aid Room, ATV and Ute
Spinal board	First Aid Room, ATV and Ute
Binoculars	First Aid Room and Ute
Patrol flags/signage	Ground floor storage area

3.4 Nippers/Water Safety

Nipper activities (and like activities) are to adhere to the SLSA Water Safety Policy (**SLSA Policy 1.01**) at all times. Nipper activities are to only be conducted in the immediate vicinity of an active patrolled area and have its own sufficient water safety (minimum 1 water safety for every 5 participants). It is highly recommended that an IRB be available water safety. The IRB should be on the water, rather than stationary on the beach.

Nipper activities cannot be undertaken on a closed beach.

The Patrol Captain is to have 'control' over all Nipper activities and may delegate to a Nipper Coordinator.

3.5 Club Rules

- Full patrol uniform must always be worn on patrol
- At least one (1) patrol member to always be watching the water
- At least one (1) patrol member always monitoring the radio (channel 2 and channel 3)
- The Patrol Captain is to always be made aware of all member locations/activities
- At least one (1) patrol member at the water's edge with a tube and radio when swimmers are in the water
- Rescue tubes are to always be carried by patrol members when on the beach
- Rescue tubes should not be tied to flag poles
- Members should not text, sun bathe or engage in any unprofessional behaviour (in uniform) in public view
- Only qualified IRB driver and crew are to operate the IRB
- Only licensed drivers to operate the ATV
- The ATV should always be left facing the water (in Park)
- ATV should always be driven at slow walking pace when near people and otherwise at low speed (unless in an emergency)
- No passengers are allowed in the tray of the ATV (unless in an emergency)
- The Club Captain or relevant officer should be notified immediately of any equipment damage/issues
- Patrol will adhere to full start and end of patrol procedures
- All paperwork is to be completed for each patrol (including patrol log, incident log and Powercraft log)

4 Emergency Operations Plans

4.1 Emergency Beach Closure

Patrol Captains should consider the 'closure' of a beach at any time that there is an unacceptable/unmanageable risk to the public of the lifesaving service is unable to safely perform water safety tasks. For a detailed procedure, refer to Standard Operating Procedure '**LS 9.1 Emergency Beach Closure.**'

Examples include;

- Dangerous surf conditions
- Sharks
- Excessive stingers
- Powercraft hazards
- Lightning
- Tsunami/flood warning
- Storm pollution
- Chemical/fuel spill

4.2 Emergency Beach Closure Procedure

1. Determine if water area is to be evacuated
2. Inform SurfCom that you are about to close the patrolled area
3. Activate the 'Emergency Evacuation Alarm'
4. Inform every one of the following;
 - Water area is being closed; and
 - Reason for closure
5. Lower and remove the red and yellow patrol flags and black and white surfcraft flags
6. Post 'Swimming not advised' signs at identified beach access points and where the flagged area was located
7. Continually monitor all areas
8. Maintain minimum personnel, qualification and equipment requirements
9. Maintain an active presence on the beach to advise/warn public
10. An appropriate record should be made in the patrol log giving an outline of the incident

4.3 Closure Periods

Generally the beach will remain closed until such time as the identified hazard is controlled or no longer presents a risk.

Recommended closure periods include;

- Dangerous surf conditions – as determined/appropriate
- Shark – minimum 30 minutes from last confirmed sighting (or completion of search)
- Chemical/biological hazards – after confirmation from appropriate authorities that the area is safe

4.4 Tsunami Plan

Surf Life Saving New South Wales is recognised under the State EMPLAN as a 'support agency' in a Tsunami event. Broadly, our role includes;

- Contribute to tsunami community education initiatives
- Assist the SES with the dissemination of warnings
- Close and evacuate beaches on receipt of a NSW Tsunami Warning or upon observation of unusual ocean behaviour indicative of a tsunami, in consultation with Local Government Councils
- Assist with the rescue of people from the surf zone following the impact of a tsunami
- Notify the SES when unusual ocean behaviour indicative of a tsunami is observed or a tsunami has occurred for which there has been no prior warning

For a detailed procedure, refer to Standard Operating Procedure '**LS 9.12 Tsunami Warning**' and the 'Surf Life Saving New South Wales Tsunami Plan.'

Each Surf Life Saving Club has an obligation to be prepared and respond as outlined in the 'Surf Life Saving New South Wales Tsunami Plan'.

There are two types of tsunami threats;

1. Marine threat – may influence currents/rips/water energy and immediate foreshore (more common)
2. Land threat – may impact coastal areas, inlets and inland inundation (rare event, but significant impact)

4.4.1 Notification

The SES is the 'lead agency' for tsunami response and will advise Surf Life Saving of a tsunami warning through the State Duty Officer, who will co-ordinate the Surf Life Saving response.

Due to the location of 'fault lines' (starting points of tsunami's) a warning should precede the tsunami impact by a number of hours.

Depending on the time of day/year, the notification process will differ, however will remain similar to the standard emergency response notification;

Patrols on duty

- State Duty Officer notifies SurfCom and Branch Duty Officer
- SurfCom advises on duty patrols of tsunami warning and to activate their 'Club Tsunami Response Plan'

Patrols not on duty

- State Duty Officer notifies Branch Duty Officer
- Branch Duty Officer notifies 'Club Emergency Response Teams' who activate their 'Club Tsunami Response Plan'

4.4.2 Key Equipment

The following equipment (minimum) is key to maintaining a viable lifesaving service during a tsunami warning (both marine and land threat) and restoring the service following the impact of a tsunami to a 'rescue ready' status. This equipment should be moved to a safe location prior to the tsunami's impact (marine and land threat);

- IRB (with trailer)
- 3 x handheld radios in waterproof bags
- 2 x 'swimming not advised' (or 'beach closed) mobile signs
- 2 x rescue boards
- 3 x rescue tubes
- 1 x defibrillator
- 1 x oxy resuscitation kit
- 1 x first aid kit
- 1 x spinal board (with spinal collars)
- 1 x binoculars

4.4.3 Marine Threat Response

1. Club advised of tsunami warning
2. Patrol/flagged area closed
3. Evacuation alarm sounded (continuous siren)
4. Evacuation flag erected (red and white quartered)
5. Swimmers/surfers etc evacuated from water
6. Members of the public evacuated from foreshore
7. 'No swimming' signage erected
8. Relocate key patrol/response equipment away from the foreshore
9. Prepare to evacuate all personnel and key equipment if warning is upgraded to a 'land threat'
10. Maintain preparedness to respond to emergencies until threat has passed (official notification from SurfCom/Branch Duty Officer)
11. Upon clearance from SurfCom/Branch Duty Officer return to normal operations (stand down)

4.4.4 Land Threat Response

1. Club advised of tsunami warning
2. Patrol/flagged area closed
3. Evacuation alarm sounded (continuous siren)
4. Evacuation flag erected (red and white quartered)
5. Swimmers/surfers etc evacuated from water
6. Members of the public evacuated from foreshore, car park and immediate area
7. 'No swimming' signage erected
8. All non-essential personnel sent home
9. Transport 'key equipment' and remaining personnel to pre-determined rally point (see 5.6 Emergency Rally Point)
10. Inform SurfCom/Branch Duty Officer when evacuation to rally point is complete
11. Maintain preparedness to respond to emergencies until threat has passed (official notification from SurfCom/Branch Duty Officer)
12. Respond to incidents following tsunami impact as directed by SurfCom/Branch Duty Officer
13. Upon clearance from SurfCom/Branch Duty Officer return to normal operations (stand down)

4.5 Coastal Flooding Plan

Surf Life Saving New South Wales is recognised under the State EMPLAN as a 'support agency' in a coastal flooding event. Broadly, our role includes;

- Assist the SES with the warning and/or evacuation of at risk communities
- Provide space in Surf Life Saving facilities for evacuation centres where required
- Assist the SES with flood rescue operations

For a detailed procedure, refer to Standard Operating Procedure '**LS 9.11 Coastal Flooding.**'

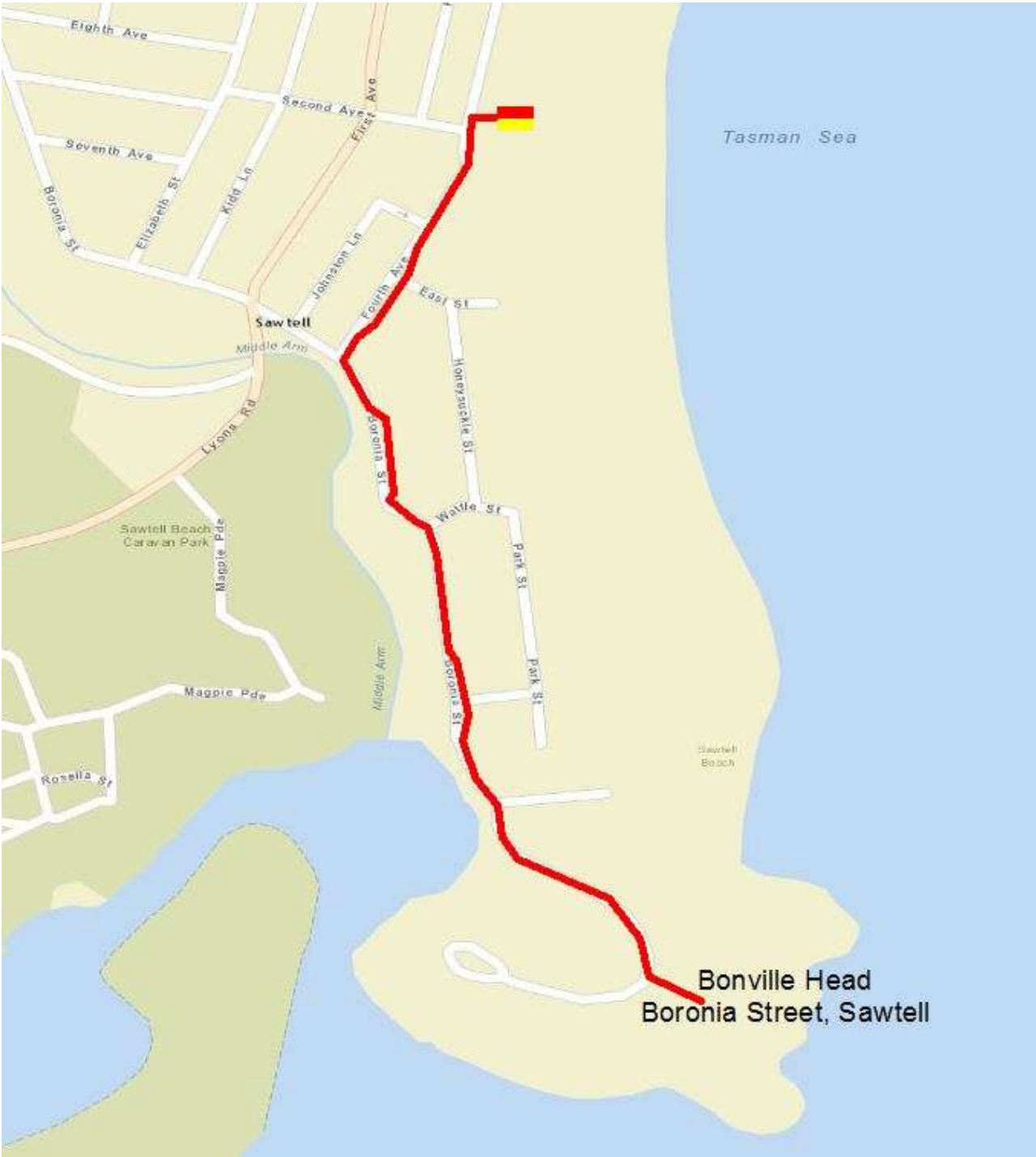
Each Surf Life Saving Club has an obligation to be prepared and respond in line with a 'land threat' tsunami warning.

Coastal areas are likely to be affected by either 'flash flooding' or 'storm surge' flooding. 'Storm surge' flooding will generally coincide with high tides and is easier to predict and prepare for. 'Flash flooding' is unpredictable and occurs in a short period of time, occasionally a storm warning may be issued prior to the flooding event.

4.5.1 Coastal Flooding Response

1. Club advised of coastal flooding warning
2. Patrol/flagged area closed
3. Evacuation alarm sounded (continuous siren)
4. Evacuation flag erected (red and white quartered)
5. Swimmers/surfers etc evacuated from water
6. Members of the public evacuated from foreshore, car park and immediate area
7. 'No swimming' signage erected
8. Prepare Clubhouse as an 'emergency evacuation centre'
9. All non-essential personnel sent home
10. Transport 'key equipment' and remaining personnel to pre-determined rally point (see 5.6 Emergency Rally Point)
11. Inform SurfCom/Branch Duty Officer when evacuation to rally point is complete
12. Maintain preparedness to respond to emergencies until threat has passed (official notification from SurfCom/Branch Duty Officer)
13. Respond to incidents as directed by SurfCom/Branch Duty Officer
14. Upon clearance from SurfCom/Branch Duty Officer return to normal operations (stand down)

4.6 Emergency Rally Point



Emergency rally point location: Bonville Head
Boronia Street, Sawtell

4.7 Helicopter Landing Zone

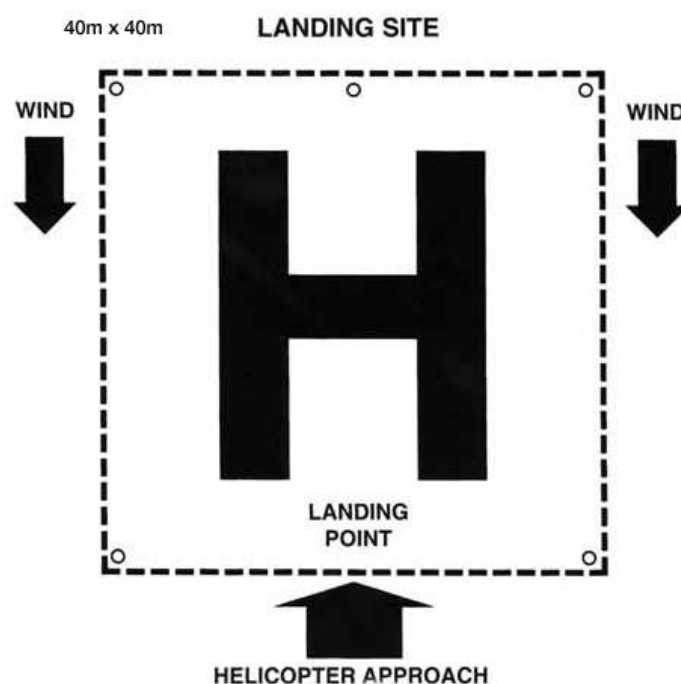
During major incidents, rescue helicopters may be required to land on the beach or near the beach to assist treating the patient and possibly transporting the patient to hospital. Ultimately, the decision of where to land is made by the pilot of the aircraft based on weather conditions, the nature of the incident and surrounding hazards. Patrol Captains can prepare and suggest a landing zone using local knowledge prior to a helicopter arriving.

Things to consider when establishing a helicopter landing zone;

- 40m x 40m area (minimum)
- Flat and cleared of hazards (loose objects, power lines, trees, etc)
- Helicopter will approach the landing zone against the wind

Helicopter Landing Zone procedure;

- Nominate a suitable lifesaver as 'landing zone controller' and provide a radio
- 'Landing zone controller' briefs lifesavers on pre-landing and post-landing procedures
- Landing zone cleared of all loose objects, vehicles and people
- Landing zone established with minimum 40m x 40m area and marked with cones.
 - Lifesavers to ensure landing zone is maintained and members of the public do not enter the area
 - 'Landing zone controller' is to be positioned on the side of the landing zone that the helicopter will land towards
- Establish contact with helicopter of 'Surf Channel 1' prior to landing and confirm suitability of landing zone. Provide a summary of key hazards (trees, power lines) within the area
- Helicopter lands, lifesavers ensure perimeter is maintained until helicopter departs
- Do not approach the helicopter and await instructions from the helicopter crew (only approach the helicopter from the front and once given the all clear from the helicopter crew)
- Ensure loose objects are secured and landing zone is clear of people prior to helicopter taking off



5 Patrol Roster

Sawtell Surf Life Saving Club 2016 - 2017 Patrol Dates

Patrol Captains and Vice Captains Phone Numbers

Patrol	Captain		Vice Captain	
1	Mark Sherrin	0466 974 538	Kevin Clancy	0422 326 032
2	Shannon Wilson	0431 656 715	Peter Hirth	0419 465 674
3	Greg Vigors	0413 767 774	Martin Kelly	0414 188 655
4	Nives Houlihan	0419 997 461	Ian Dellar	0400 915 565
5	Andrew Martin	0419 485 401	Greg Jensen	0434 702 873
6	Gavin Winchester	0424 101 803	Luke Atkinson	0439 724 990
7	Neil Robertson	0427 432 153	Shane Golden	0417 662 786
8	Steve Rayson	0429 025 845	Scott Rayson	0429 805 602
9	Leila Walker	0458 907 213	Barry Walker	0419 532 909
10	Peter Singleton	0467 694 564	Sarah Tisdell	0422 138 943
11	Leanne James	0414 892 838	Sheena McTackett	0423 022 362
12	Rob Lyons	0412 182 469	Martin Gadd	0410 604 438

Patrol 1, Patrol Captain Mark Sherrin

Patrol 2, Patrol Captain Shannon Wilson

Saturday, 1 October 2016	9:00 - 1:00	Saturday, 1 October 2016	1:00 - 4:00
Sunday, 16 October 2016	1:00 - 4:00	Sunday, 16 October 2016	9:00 - 1:00
Sunday, 6 November 2016	9:00 - 1:00	Sunday, 6 November 2016	1:00 - 4:00
Sunday, 27 November 2016	1:00 - 4:00	Sunday, 27 November 2016	9:00 - 1:00
Sunday, 18 December 2016	9:00 - 1:00	Sunday, 18 December 2016	1:00 - 5:00
Sunday, 25 December 2016	<u>11:00 - 1:00</u>	Sunday, 25 December 2016	<u>11:00 - 1:00</u>
Monday, 2 January 2017	1:00 - 5:00	Monday, 2 January 2017	9:00 - 1:00
Sunday, 22 January 2017	9:00 - 1:00	Sunday, 22 January 2017	1:00 - 5:00
Saturday, 11 February 2017	1:00 - 4:00	Saturday, 11 February 2017	9:00 - 1:00
Saturday, 4 March 2017	9:00 - 1:00	Saturday, 4 March 2017	1:00 - 4:00
Saturday, 25 March 2017	1:00 - 4:00	Saturday, 25 March 2017	9:00 - 1:00
Friday, 14 April 2017	9:00 - 1:00	Friday, 14 April 2017	1:00 - 4:00
Tuesday, 25 April 2017	1:00 - 4:00	Tuesday, 25 April 2017	9:00 - 1:00

Patrol 3, Patrol Captain Greg Vigors

Sunday, 2 October 2016	9:00 - 1:00
Saturday, 22 October 2016	1:00 - 4:00
Saturday, 12 November 2016	9:00 - 1:00
Saturday, 3 December 2016	1:00 - 4:00
Saturday, 24 December 2016	9:00 - 1:00
Sunday, 25 December 2016	<u>11:00 - 1:00</u>
Saturday, 7 January 2017	1:00 - 5:00
Thursday, 26 January 2017	9:00 - 1:00
Sunday, 12 February 2017	1:00 - 4:00
Sunday, 5 March 2017	9:00 - 1:00
Sunday, 26 March 2017	1:00 - 4:00
Saturday, 15 April 2017	9:00 - 1:00

Patrol 4, Patrol Captain Nives Houlihan

Sunday, 2 October 2016	1:00 - 4:00
Saturday, 22 October 2016	9:00 - 1:00
Saturday, 12 November 2016	1:00 - 4:00
Saturday, 3 December 2016	9:00 - 1:00
Saturday, 24 December 2016	1:00 - 5:00
Sunday, 25 December 2016	<u>1:00 - 3:00</u>
Saturday, 7 January 2017	9:00 - 1:00
Thursday, 26 January 2017	1:00 - 5:00
Sunday, 12 February 2017	9:00 - 1:00
Sunday, 5 March 2017	1:00 - 4:00
Sunday, 26 March 2017	9:00 - 1:00
Saturday, 15 April 2017	1:00 - 4:00

Patrol 5, Patrol Captain Andrew Martin

Monday, 3 October 2016	9:00 - 1:00
Sunday, 23 October 2016	1:00 - 4:00
Sunday, 13 November 2016	9:00 - 1:00
Sunday, 4 December 2016	1:00 - 4:00
Sunday, 25 December 2016	<u>1:00 - 3:00</u>
Monday, 26 December 2016	9:00 - 1:00
Sunday, 8 January 2017	1:00 - 5:00
Saturday, 28 January 2017	9:00 - 1:00
Saturday, 18 February 2017	1:00 - 4:00
Saturday, 11 March 2017	9:00 - 1:00
Saturday, 1 April 2017	1:00 - 4:00
Sunday, 16 April 2017	9:00 - 1:00

Patrol 6, Patrol Captain Gavin Winchester

Monday, 3 October 2016	1:00 - 4:00
Sunday, 23 October 2016	9:00 - 1:00
Sunday, 13 November 2016	1:00 - 4:00
Sunday, 4 December 2016	9:00 - 1:00
Sunday, 25 December 2016	<u>1:00 - 3:00</u>
Monday, 26 December 2016	1:00 - 5:00
Sunday, 8 January 2017	9:00 - 1:00
Saturday, 28 January 2017	1:00 - 5:00
Saturday, 18 February 2017	9:00 - 1:00
Saturday, 11 March 2017	1:00 - 4:00
Saturday, 1 April 2017	9:00 - 1:00
Sunday, 16 April 2017	1:00 - 4:00

Patrol 7, Patrol Captain Neil Robertson**Patrol 8, Patrol Captain Steve Rayson**

Saturday, 8 October 2016	9:00 - 1:00	Saturday, 8 October 2016	1:00 - 4:00
Saturday, 29 October 2016	1:00 - 4:00	Saturday, 29 October 2016	9:00 - 1:00
Saturday, 19 November 2016	9:00 - 1:00	Saturday, 19 November 2016	1:00 - 4:00
Saturday, 10 December 2016	1:00 - 4:00	Saturday, 10 December 2016	9:00 - 1:00
Sunday, 25 December 2016	<u>3:00 - 5:00</u>	Sunday, 25 December 2016	<u>3:00 - 5:00</u>
Tuesday, 27 December 2016	9:00 - 1:00	Tuesday, 27 December 2016	1:00 - 5:00
Saturday, 14 January 2017	1:00 - 5:00	Saturday, 14 January 2017	9:00 - 1:00
Sunday, 29 January 2017	9:00 - 1:00	Sunday, 29 January 2017	1:00 - 5:00
Sunday, 19 February 2017	1:00 - 4:00	Sunday, 19 February 2017	9:00 - 1:00
Sunday, 12 March 2017	9:00 - 1:00	Sunday, 12 March 2017	1:00 - 4:00
Sunday, 2 April 2017	1:00 - 4:00	Sunday, 2 April 2017	9:00 - 1:00
Monday, 17 April 2017	9:00 - 1:00	Monday, 17 April 2017	1:00 - 4:00

Patrol 9, Patrol Captain Leila Walker

Saturday, 24 September 2016	9:00 - 1:00
Sunday, 9 October 2016	1:00 - 4:00
Sunday, 30 October 2016	9:00 - 1:00
Sunday, 20 November 2016	1:00 - 4:00
Sunday, 11 December 2016	9:00 - 1:00
Sunday, 25 December 2016	<u>3:00 - 5:00</u>
Saturday, 31 December 2016	1:00 - 5:00
Sunday, 15 January 2017	9:00 - 1:00
Saturday, 4 February 2017	1:00 - 4:00
Saturday, 25 February 2017	9:00 - 1:00
Saturday, 18 March 2017	1:00 - 4:00
Saturday, 8 April 2017	9:00 - 1:00
Saturday, 22 April 2017	1:00 - 4:00

Patrol 11, Patrol Captain Leanne James

Patrol 10, Patrol Captain Peter Singleton

Saturday, 24 September 2016	1:00 - 4:00
Sunday, 9 October 2016	9:00 - 1:00
Sunday, 30 October 2016	1:00 - 4:00
Sunday, 20 November 2016	9:00 - 1:00
Sunday, 11 December 2016	1:00 - 4:00
Sunday, 25 December 2016	<u>9:00 - 11:00</u>
Saturday, 31 December 2016	9:00 - 1:00
Sunday, 15 January 2017	1:00 - 5:00
Saturday, 4 February 2017	9:00 - 1:00
Saturday, 25 February 2017	1:00 - 4:00
Saturday, 18 March 2017	9:00 - 1:00
Saturday, 8 April 2017	1:00 - 4:00
Saturday, 22 April 2017	9:00 - 1:00

Patrol 12, Patrol Captain Rob Lyons

Sunday, 25 September 2016	9:00 - 1:00	Sunday, 25 September 2016	1:00 - 4:00
Saturday, 15 October 2016	1:00 - 4:00	Saturday, 15 October 2016	9:00 - 1:00
Saturday, 5 November 2016	9:00 - 1:00	Saturday, 5 November 2016	1:00 - 4:00
Saturday, 26 November 2016	1:00 - 4:00	Saturday, 26 November 2016	9:00 - 1:00
Saturday, 17 December 2016	9:00 - 1:00	Saturday, 17 December 2016	1:00 - 5:00
Sunday, 25 December 2016	<u>9:00 - 11:00</u>	Sunday, 25 December 2016	<u>9:00 - 11:00</u>
Sunday, 1 January 2017	1:00 - 5:00	Sunday, 1 January 2017	9:00 - 1:00
Saturday, 21 January 2017	9:00 - 1:00	Saturday, 21 January 2017	1:00 - 5:00
Sunday, 5 February 2017	1:00 - 4:00	Sunday, 5 February 2017	9:00 - 1:00
Sunday, 26 February 2017	9:00 - 1:00	Sunday, 26 February 2017	1:00 - 4:00
Sunday, 19 March 2017	1:00 - 4:00	Sunday, 19 March 2017	9:00 - 1:00
Sunday, 9 April 2017	9:00 - 1:00	Sunday, 9 April 2017	1:00 - 4:00
Sunday, 23 April 2017	1:00 - 4:00	Sunday, 23 April 2017	9:00 - 1:00

6 Patrol Teams

Awards

P - BBM (Patrol Captain)

E - Advanced Emergency Care

S - Spinal Management

B - Cert II (Bronze Medallion)

A - Advanced Resuscitation

SRC - Surf Rescue Certificate

I - IRB Driver

F - First Aid

R - Radio Operator

C - IRB Crew

Q - SM Aquatic Rescue

V - ATV

Patrol 1	Team		Patrol 2	Team	
Captain	Mark Sherrin	BRIAFPV	Captain	Shannon Wilson	PBRFSIQ
Vice	Kevin Clancy	BIAFPSQ	Vice	Peter Hirth	AR
3	Anna Fry	AFSBRC	3	David Robson	BRIACV
4	Emily Girard	BRC	4	Pete Dawson	BR
5	Gabrielle Mallia	SRCR	5	Les Eather	R
6	Luke Mallia	BRI	6	Lorraine Hirth	R
7	Peter Mallia	BRC	7	Kate Golding	BR
			8	Ann Leonard	BR
			9	Carly Mosti	BRC
			10	Lucas Nicolson	BR
			11	Ruth Philippo	BRF
			12	Claudia Wilson	BRC
Patrol 3	Team		Patrol 4	Team	
Captain	Greg Vigors	BRPAI	Captain	Nives Houlihan	PBRASIV
Vice	Martin Kelly	BRIAPV	Vice	Ian Dellar	BRAIV
3	Steven Foster	BRAFSPV	3	Malcolm Hill	BRI
4	Michael Benson	BR	4	Adam Newman	BRIV
5	Jack Brown	SRC	5	Genevieve Dellar	BAR
6	Tanya Duggard	BR	6	Charlie Gosschalk	BR
7	Grace Foster	BRAFSP	7	Neville Green	BR
8	Nell Higgins	BR	8	James Murray	BR
9	Joanne Mack	BR	9	Grace Ryan	SRC
10	Peter Van Schellebeck	BR	10	Jack Ryan	CSBR
11	Luke Williams	PAFBRC	11	Kel Ryan	PASBRV
12	Yannik Wijetilaga	SRC	12	Michael Ryan	AFBR
			13	Julie-ann Willis	BR
Patrol 5	Team		Patrol 6	Team	
Captain	Andrew Martin	BAIVPS	Captain	Gavin Winchester	PAFBRI
Vice	Greg Jensen	BRAIVP	Vice	Luke Atkinson	PIAFBR
3	John Jensen	BRIPFQ	3	Mark Henderson	BRIP
4	Israel Beaman	BR	4	Janet Besancon	BR
5	Jesse Beaman	BR	5	Matt Greenway	BRPV
6	Anthea Martin	FBRVA	6	Neale Greenway	R

7	Fiona Martin	FSRCA	7	Simon Greenway	BR
8	Tim Martin	FBRA	8	Nat Hoban	BR
9	Ned Peterson	BR	9	Louise Kennedy	BR
10	Garth Robinson	BRI	10	David O'Leary	BRI
			11	Joanne O'Leary	BRA
			12	Shannon Ryan	BR
			13	Rebecca Smart	BR
Patrol 7	Team		Patrol 8	Team	
Captain	Neil Robertson	BRIAPV	Captain	Steve Rayson	BRIAFPVQ
Vice	Shane Golden	BRIAPV	Vice	Scott Rayson	BRIAFPVQ
3	Shelley Lantry	BRIP	3	Richie Goddard	ABRIV
4	Tara Holmes	BRC	4	Brianna Willett	BRCV
5	Thomas Holmes	BRI	5	Cheryl Lane	BRFAV
6	Sean Taberner	BRC	6	Bruce Coomber	R
7	Anastasia Golden	SRC	7	Emma Goddard	BRV
8	Dean Golden	SRC	8	Hugh Goddard	BRAV
9	Renee Golden	BRF	9	Fiona Lane	BRASVPC
10	Jeff Holmes	BRAV	10	Abby McConnachie	SRC
11	Steve Kelly	BRAFSV	11	Sophia McConnachie	BR
12	Barry Kinsela	BR	12	Annabelle McCullagh	BRAFSQA
13	Ky Kinsela	BR			
14	Pam Mallinson	BR			
Patrol 9	Team		Patrol 10	Team	
Captain	Leila Walker	BRIAFPV	Captain	Peter Singleton	BRIASPV
Vice	Barry Walker	BRIAFPSV	Vice	Sarah Tisdell	BRAC
3	Mark Fagan	BRIV	3	Jarrod Blaxland	BRI
4	Dianne Clark	RAV	4	David Blaxland	BR
5	Grant Cameron	BR	5	Rod Buckle	BRV
6	Rob Hoy	BR	6	Gerard de Carle	BRI
7	Sarah Magill	BRI	7	Patrick de Carle	SRC
8	Keith McPherson	BR	8	Joel Drabsch	BRI
9	Poul Nielsen	BR	9	Asha Kharmis	BR
10	Matthew Zimmer	BRI	10	Gerard Klinkers	BR
11	Ben Kresevic	BR	11	Mette Klinkers	SRC
			12	Zac Paunovic	SRC
			13	Nicole Press	BR
			14	Drew Singleton	SRC
			15	PJ Singleton	BRI
			16	Tom Henderson	SRC
Patrol 11	Team		Patrol 12	Team	
Captain	Leanne James	BRIAPV	Captain	Rob Lyons	PIASBR
Vice	Sheena McTackett	BRAV	Vice	Martin Gadd	IASBR
3	Lauren Dam	BR	3	Courtney Considine	BR
4	Louise Dam	BRIAV	4	Georgia Ensbey	BR
5	Liam Cook	SRC	5	Ashleigh Fasala	SRCR
6	Jacob de Dassel	SRC	6	Meka Gee	BR
7	Lucas Doyle	SRC	7	Belle Lyons	BR
8	David Fahey	BR	8	Jenni Lyons	BR

9	Sarah Fahey	SRC		9	Rod Peadon	BRV
10	Sean James	SRC		10	Cassie Stewart	BR
11	Garry Murray	BR		11	Maddision Stewart	BRC
12	Kate Murray	SRC		12	Ruben Hillier	BR
13	Nick Murray	BR				
14	Tim Ruge	BR				

Active Reserve/Long Service

Gary Tisdell

Norelle Reeves

Simone Saunders

Alastair Lane

Sonny Tisdell

Col Cowie

Mick McGavigan